

**NEW**

**2000 Horizontal Series:  
Models 2013, 2017, 2027 and 2037**



page **3.5**

**NEW**

**2000 Horizontal DE-STA-CO® Toggle Lock Plus Series:  
Models 2013-R, 2017-R, 2027-R and 2037-R**



page **3.7**

## Product group – horizontal clamps

### Application areas

Application areas include clamping during the assembling, drilling, testing, gluing and locking of covers, and much more. The horizontal clamp is distinguished by the low profile of the clamping arm in the clamped position. Due to its minimum overall height, the horizontal clamp is especially suitable for installation in confined spaces.















### Basic product features

- In the clamped position, the handle is horizontal (minimum overall height)
- Horizontal clamp opening angles range from 90° to 105°
- Horizontal clamps are offered with U-shaped and solid clamping bars
- Horizontal clamps have a straight or flanged base

Model 205-U in a drilling fixture



## Product group – horizontal clamps

	Model no.	Holding Capacity max. [lbs.]	Category	Page		Model no.	Holding Capacity max. [lbs.]	Category	Page
	2013-U 2017-U 2027-U 2037-U	295 560 840 1,680	<b>NEW!</b> Standard <b>NEW!</b> Standard <b>NEW!</b> Standard <b>NEW!</b> Standard	3.5		225-UR 235-UR	500 750	Standard Standard	3.13
	2013-UB 2017-UB 2027-UB 2037-UB	295 560 840 1,680	<b>NEW!</b> Standard <b>NEW!</b> Standard <b>NEW!</b> Standard <b>NEW!</b> Standard	3.6		213-U 217-U 227-U 237-U 245-U	150 200 500 750 1,000	Standard Standard Standard Standard Standard	3.14
	2013-UR 2017-UR 2027-UR 2037-UR	295 560 840 1,680	<b>NEW!</b> DE-STA-CO® Toggle Lock Plus <b>NEW!</b> DE-STA-CO® Toggle Lock Plus <b>NEW!</b> DE-STA-CO® Toggle Lock Plus <b>NEW!</b> DE-STA-CO® Toggle Lock Plus	3.7		213-UB 217-UB 227-UB 237-UB	150 200 500 750	Standard Standard Standard Standard	3.15
	2013-UBR 2017-UBR 2027-UBR 2037-UBR	295 560 840 1,680	<b>NEW!</b> DE-STA-CO® Toggle Lock Plus <b>NEW!</b> DE-STA-CO® Toggle Lock Plus <b>NEW!</b> DE-STA-CO® Toggle Lock Plus <b>NEW!</b> DE-STA-CO® Toggle Lock Plus	3.8		305-U 307-U 309-U	150 350 750	Standard Standard Standard	3.16
	205-S 205-SL 205-SR 215-S	60 60 60 200	Standard Standard Standard Standard	3.9		305-UR 307-UR 309-UR	150 350 750	Compact Compact Compact	3.17
	205-SB 215-SB	60 200	Standard Standard	3.10		515 515-B	800 800	Standard Standard	3.18
	205-U 205-UL 205-UR 215-U 225-U 235-U	60 60 60 200 500 750	Standard Standard Standard Standard Standard Standard	3.11					
	205-UB 215-UB 225-UB 235-UB	60 200 500 750	Standard Standard Standard Standard	3.12					

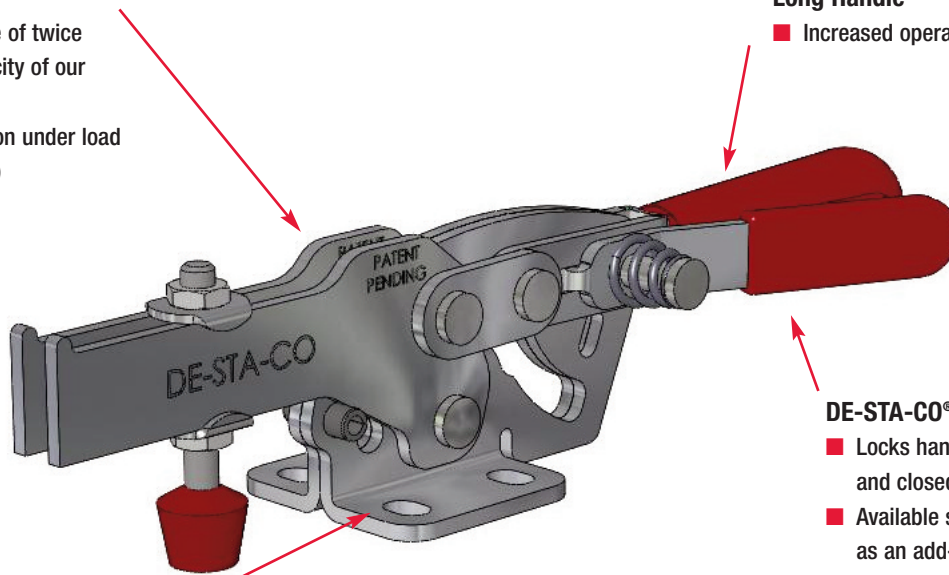


**Robust Design**

- Offers an average of twice the holding capacity of our legacy products
- Low arm deflection under load (greater stiffness)

**Long Handle**

- Increased operator comfort



**DE-STA-CO® Toggle Lock Plus**

- Locks handle in open and closed positions
- Available standard or as an add-on kit


**Common Hole Pattern**

- Interchangeable with legacy clamp models:
  - 213-U
  - 217-U
  - 227-U
  - 237-U

**NEW PHOTO COMING FROM DSC**

**Large Hand Clearance**

- Eliminates “knuckle busters”



**Adjustable Pre-load**

- Eliminates arm play for locating applications
- Two positions available (use upper hole first; lower hole as clamp wears)

**Bushings at Key Pivot Points**

- Provides long life and smooth operation

**Low Pivot Point**

- Provides perpendicular clamping force

**Fixed Handle Pivot**

- Eliminates sticking points
- Provides smooth action

**NEW**

**Patent Pending**

# Models 2013-U, 2017-U, 2027-U, 2037-U

**Horizontal Clamps**

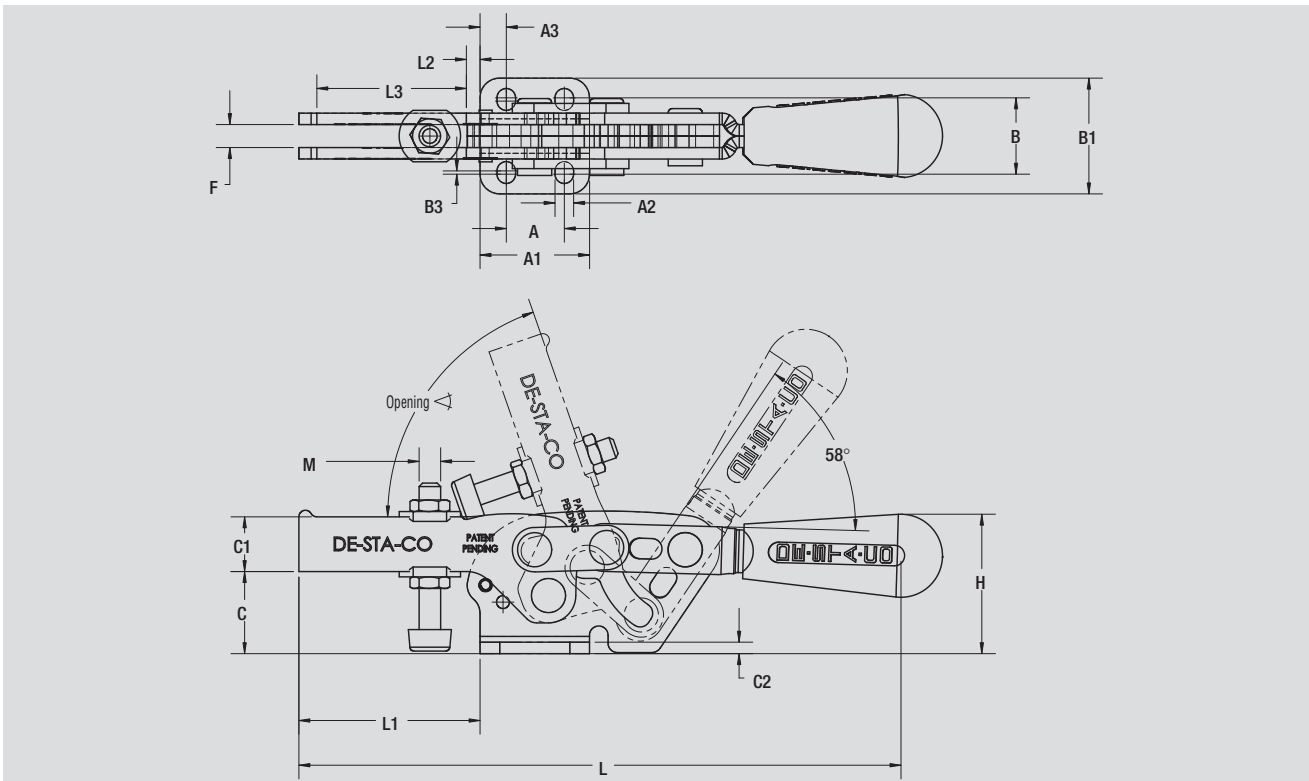


Model no.	Holding Capacity ↑ [lbs.]	Bar Opening ∠ +10°	[lbs.]	Standard equipment	Flanged Washers
2013-U	295	71°	0.37	2013208-M	102111
2013-U-LS				without spindle	102111
2017-U	560	73°	0.97	215208-M	215105
2017-U-LS				without spindle	215105
2027-U	840	68°	1.34	2007208-M	507107
2027-U-LS				without spindle	507107
2037-U	1,680	73°	.95	240208-M	410P1312
2037-U-LS				without spindle	410P1312

**ALSO AVAILABLE**

As DE-STA-CO® Toggle Lock Plus	Models 2013-UR, 2017-UR, 2027-UR, 2037-UR	Page 3.6
See accessories beginning on page 9.1.		

**■ Flanged base**



.Model no.	A	A1	A2	A3	B	B1	B3	C	C1	C2	F	H	L	L1	L2	L3	M
2013-U	0.53	1.00	0.17	0.24	0.70	1.06	0.03	0.75	0.50	0.11	0.21	1.27	5.88	1.65	0.41	0.83	M5 or 10-32
2017-U	1.03	1.68	0.27	0.32	1.21	1.86	0.11	0.98	0.75	0.12	0.24	1.95	8.62	2.53	0.55	1.48	M6 or 1/4-20
2027-U	1.03	1.56	0.27	0.40	1.21	1.81	0.11	1.32	0.75	0.16	0.33	2.20	9.88	2.86	0.81	1.44	M8 or 5/16-18
2037-U	1.63	2.43	0.34	0.40	1.69	2.50	0.08	1.62	1.00	0.16	0.42	2.75	13.35	4.40	0.90	2.72	M10 or 3/8-16

# Models 2013-UB, 2017-UB, 2027-UB, 2037-UB



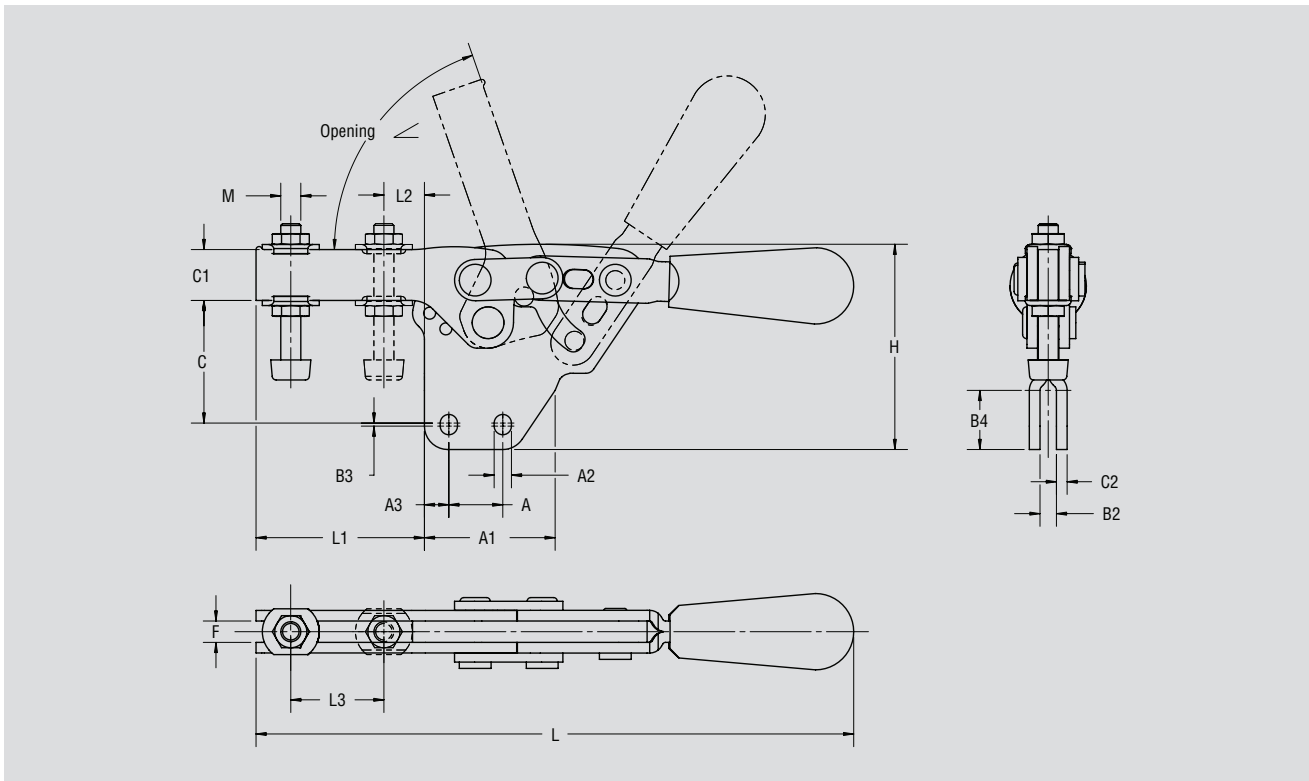
Model no.	Holding Capacity ↑ [lbs.]	Bar Opening ↘ +10°	[lbs.]	Standard equipment	Flanged Washers
2013-UB	295	70°	0.37	2013208-M	102111
2013-UB-LS				without spindle	102111
2017-UB	560	73°	0.97	215208-M	215105
2017-UB-LS				without spindle	215105
2027-UB	840	70°	1.34	2007208-M	507107
2027-UB-LS				without spindle	507107
2037-UB	1,680	70°	2.95	240208-M	410P1312
2037-UB-LS				without spindle	410P1312

Patent Pending



ALSO AVAILABLE		
As DE-STA-CO® Toggle Lock Plus	Models 2013-UBR, 2017-UBR, 2027-UBR, 2037-UBR	Page 3.7
See accessories beginning on page 9.1.		

**■ Straight base**



Model no.	A	A1	A2	A3	B2	B3	B4	C	C1	C2	F	H	L	L1	L2	L3	M
2013-UB	0.53	1.28	0.17	0.24	0.16	0.03	0.58	1.20	0.50	0.11	0.21	1.99	5.88	1.65	0.41	0.83	M5 or 10-32
2017-UB	1.03	1.92	0.27	0.32	0.20	0.11	0.86	1.60	0.75	0.12	0.24	3.00	8.62	2.53	0.55	1.48	M6 or 1/4-20
2027-UB	1.03	1.92	0.27	0.40	0.24	0.11	0.86	2.04	0.75	0.16	0.33	3.28	9.88	2.86	0.81	1.44	M8 or 5/16-18
2037-UB	1.63	2.64	0.34	0.40	0.32	0.08	1.13	2.56	1.00	0.16	0.42	4.17	13.35	4.40	0.90	2.72	M10 or 3/8-16

**NEW**

# Models 2013-UR, 2017-UR, 2027-UR, 2037-UR

Horizontal Clamps

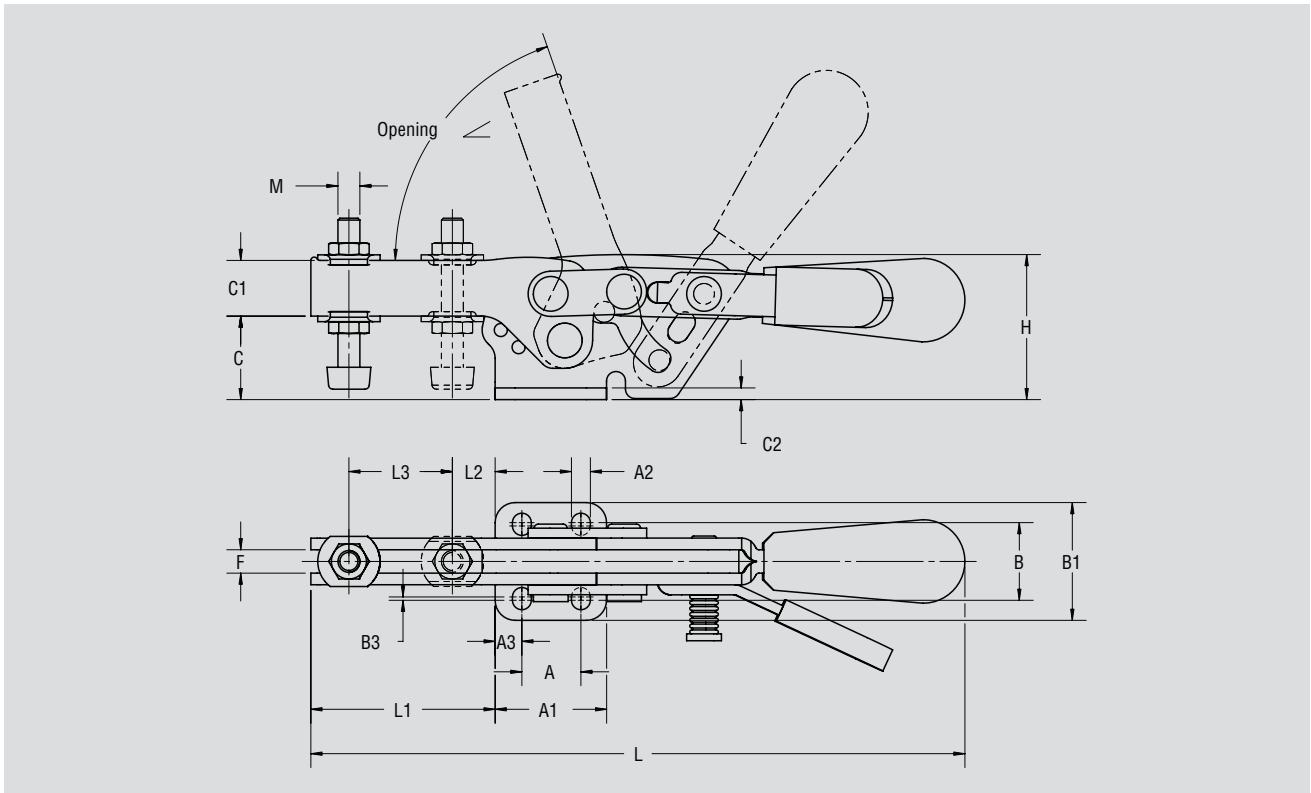
Patent Pending



Model no.	Holding Capacity ↑ [lbs.]	Bar Opening ∠ +10°	⚖️ [lbs.]	🔩 Standard equipment	🔩 Flanged Washers
2013-UR	295	70°	0.37	2013208-M	102111
2013-UR-LS				without spindle	102111
2017-UR	560	73°	0.97	215208-M	215105
2017-UR-LS				without spindle	215105
2027-UR	840	70°	1.34	2007208-M	507107
2027-UR-LS				without spindle	507107
2037-UR	1,680	70°	2.95	240208-M	410P1312
2037-UR-LS				without spindle	410P1312

See additional adjustment spindles beginning on page 9.1.

- Flanged base
- DE-STA-CO® Toggle Lock Plus



Model no.	A	A1	A2	A3	B	B1	B3	C	C1	C2	F	H	L	L1	L2	L3	M
2013-UR	0.53	1.00	0.17	0.24	0.70	1.06	0.03	0.75	0.50	0.11	0.21	1.27	5.88	1.65	0.41	0.83	M5 or 10-32
2017-UR	1.03	1.68	0.27	0.32	1.21	1.86	0.11	0.98	0.75	0.12	0.24	1.95	8.62	2.53	0.55	1.48	M6 or 1/4-20
2027-UR	1.03	1.56	0.27	0.40	1.21	1.81	0.11	1.32	0.75	0.16	0.33	2.20	9.88	2.86	0.81	1.44	M8 or 5/16-18
2037-UR	1.63	2.43	0.34	0.40	1.69	2.50	0.08	1.62	1.00	0.16	0.42	2.75	13.35	4.40	0.90	2.72	M10 or 3/8-16



# Models 2013-UBR, 2017-UBR, 2027-UBR, 2037-UBR



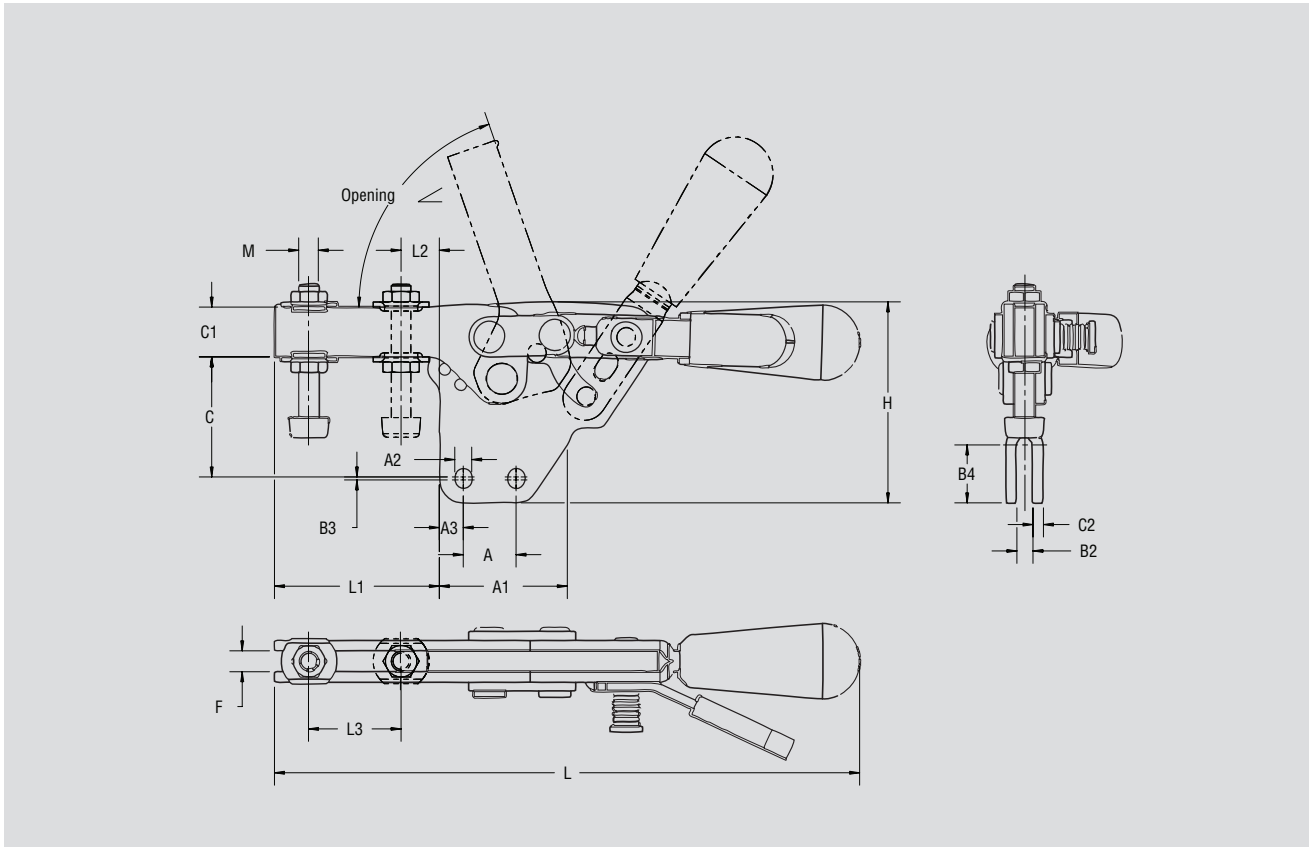
Model no.	Holding Capacity ▲ [lbs.]	Bar Opening ◁ +10°	▲ [lbs.]	Standard equipment	Flanged Washers
2013-UBR	295	70°	0.37	2013208-M	102111
2013-UBR-LS				without spindle	102111
2017-UBR	560	73°	0.97	215208-M	215105
2017-UBR-LS				without spindle	215105
2027-UBR	840	70°	1.34	2007208-M	507107
2027-UBR-LS				without spindle	507107
2037-UBR	1,680	70°	2.95	240208-M	410P1312
2037-UBR-LS				without spindle	410P1312

See additional adjustment spindles beginning on page 9.1

Patent Pending



- Straight base
- DE-STA-CO® Toggle Lock Plus



Model no.	A	A1	A2	A3	B2	B3	B4	C	C1	C2	F	H	L	L1	L2	L3	M
2013-UBR	0.53	1.28	0.17	0.24	0.16	0.03	0.58	1.20	0.50	0.11	0.21	1.99	5.88	1.65	0.41	0.83	M5 or 10-32
2017-UBR	1.03	1.92	0.27	0.32	0.20	0.11	0.86	1.60	0.75	0.12	0.24	3.00	8.62	2.53	0.55	1.48	M6 or 1/4-20
2027-UBR	1.03	1.92	0.27	0.40	0.24	0.11	0.86	2.04	0.75	0.16	0.33	3.28	9.88	2.86	0.81	1.44	M8 or 5/16-18
2037-UBR	1.63	2.64	0.34	0.40	0.32	0.08	1.13	2.56	1.00	0.16	0.42	4.17	13.35	4.40	0.90	2.72	M10 or 3/8-16



- U-shaped and solid clamping bars
- Flanged or straight base

### Application areas

Ideal for all areas in which clamping work is performed with holding capacities of up to 750 lbs.

Applications Include assembling, drilling, testing, gluing and other processing operations. Suitable for use in welding fixtures, and gauge manufacturing, as well as in the woodworking industry.

### Product features

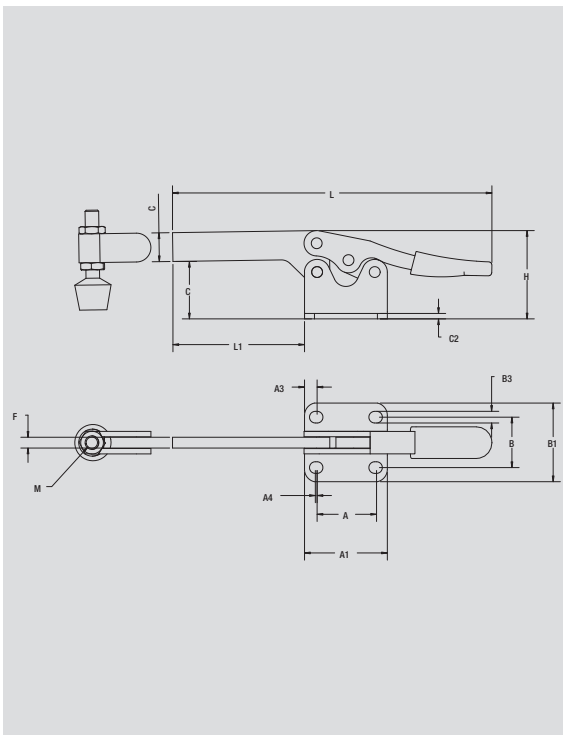
- Rivets made of stainless steel
- Zinc plated
- Oil-resistant, ergonomically shaped DE-STA-CO handle grip

### Accessories

Horizontal clamps with a U-shaped clamping bar can be ordered in two varieties:

- Standard model number: The standard adjustment spindle is included.
- Model number containing “-LS”: The model is delivered with two flanged washers without an adjustment spindle.

## Models 205-S, 205-SL, 205-SR, 215-S



Model no.	Holding Capacity [lbs.]	Bar Opening [°]	[lbs.]	Standard equipment	Bolt Retainer
205-S	60	90°	0.06	205208-M	None
205-S-LS				without spindle	None
205-SL	60	90°	0.06	205208-M	None
205-SR	60	90°	0.06	205208-M	None
215-S	200	90°	0.34	202208-M	205105

### ALSO AVAILABLE

In Stainless Steel      Model 205-SSS      Page 8.6

See accessories beginning on page 9.1.

- Solid or fixed spindle bar
- Flanged base



Model 215-S



Model 205-S



Model 205-SL



Model 205-SR

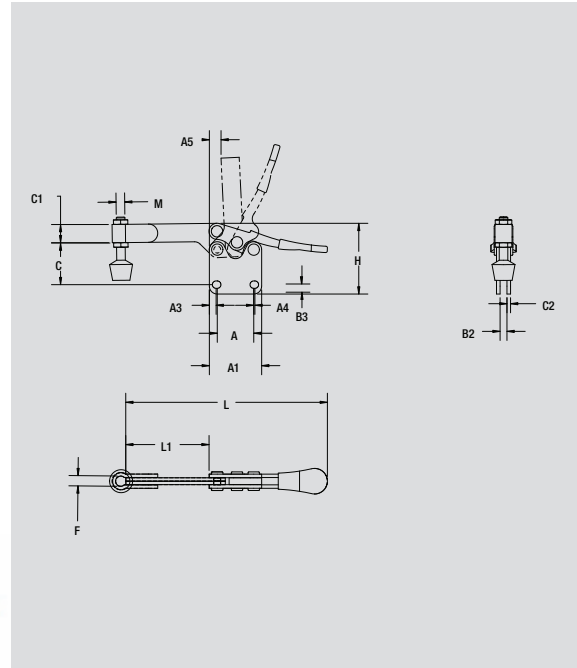
Model no.	A	A1	A3	A4	A5	B	B1	B3	C	C1	C2	F	H	L	L1	M
205-S	0.44	0.94	0.16	0.63	0.30	0.62	0.93	0.17	0.37	0.12	0.06	0.17	0.67	2.78	0.88	M4 or #10
205-SL	0.44	0.94	0.16	0.63	0.30	—	—	0.17	0.37	0.12	0.06	0.17	0.67	2.78	0.88	M4 or #10
205-SR	0.44	0.94	0.16	0.63	0.30	—	—	0.17	0.37	0.12	0.06	0.17	0.67	2.78	0.88	M4 or #10
215-S	1.00	1.44	0.19	1.06	0.43	0.88	1.37	0.20	1.03	—	0.10	—	1.53	5.50	2.31	M6 or 1/4

## Models 205-SB, 215-SB

Model no.	Holding Capacity ▲ [lbs.]	Bar Opening ◁ +10°	⚖️ [lbs.]	🔩 Standard equipment	🔑 Bolt Retainer
205-SB	60	90°	0.06	205208-M	None
205-SB-LS				without spindle	None
215-SB ▲	200	90°	0.34	202208-M	205105

See additional adjustment spindles beginning on page 9.1

- Straight bases
- Solid or fixed spindle bars



Model 205-SB

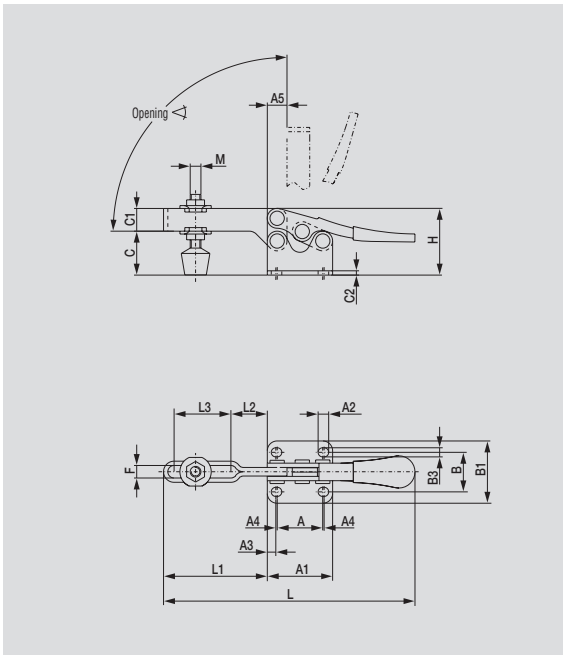


Model 215-SB

Model no.	A	A1	A3	A4	A5	B2	B3	C	C1	C2	F	H	L	L1	M
205-SB	0.44	0.94	0.16	0.63	0.30	—	0.17	0.37	0.12	0.06	0.17	0.67	2.78	0.88	M4 or #10
215-SB ▲	1.00	1.44	0.19	1.06	0.43	0.19	0.20	1.28	0.50	0.10	0.28	1.78	5.50	2.31	M6 or #10

▲ Available upon request

# Models 205-U, 205-UL, 205-UR, 215-U, 225-U, 235-U



Model no.	Holding Capacity ▲ [lbs.]	Bar Opening ∠ +10°	⚖️ [lbs.]	🔩 Standard equipment	🔩 Flanged Washers
205-U	60	90°	0.06	205208-M	105106
205-U-LS				without spindle	105106
205-UL	60	90°	0.06	205208-M	105106
205-UR	60	90°	0.06	205208-M	105106
215-U	200	90°	0.34	202208-M	215105
215-U-LS				without spindle	215105
225-U	500	90°	0.55	225208-M	507107
225-U-LS				without spindle	507107
235-U	750	90°	1.47	240208-M	235106
235-U-LS				without spindle	235106

ALSO AVAILABLE		
In Stainless Steel	Model 205-USS	Page 8.6
	Model 215-USS	Page 8.6
	Model 225-USS	Page 8.6
	Model 235-USS	Page 8.6
As DE-STA-CO® Toggle Lock Plus	Model 225-UR	Page 3.12
	Model 235-UR	Page 3.12
See accessories beginning on page 9.1.		


- U-shaped clamping bar
- Flanged base



Model 215-U (Shown)



Model 205-UL



Model 205-UR

Model no.	A	A1	A2	A3	A4	A5	B	B1	B3	C	C1	C2	F	H	L	L1	L2	L3	M
205-U	0.44	0.94	—	0.16	0.63	0.22	0.62	0.93	0.17	0.31	0.26	0.06	0.20	0.67	2.65	0.74	0.26	0.37	M4 or #10
205-UL	0.44	0.94	—	0.16	0.63	0.22	—	—	0.17	0.31	0.26	0.06	0.20	0.67	2.65	0.74	0.26	0.37	M4 or #10
205-UR	0.44	0.94	—	0.16	0.63	0.22	—	—	0.17	0.31	0.26	0.06	0.20	0.67	2.65	0.74	0.26	0.37	M4 or #10
215-U	1.00	1.44	—	0.19	1.06	0.43	0.88	1.37	0.20	1.00	0.49	0.10	0.28	1.53	5.50	2.25	0.81	1.25	M6 or 1/4
225-U	1.00	1.50	0.26	0.25	—	0.49	0.88	1.38	0.30	1.32	0.49	0.12	0.31	1.84	6.70	2.72	1.08	1.39	M8 or 5/16
235-U	1.63	2.25	—	0.37	—	0.69	1.63	2.25	0.34	1.75	0.75	0.16	0.43	2.55	10.87	4.16	1.61	2.28	M10 or 3/8

# Models 205-UB, 215-UB, 225-UB, 235-UB

Model no.	Holding Capacity ↑ [lbs.]	Bar Opening ↙ +10°	⚖️ [lbs.]	🔩 Standard equipment	🔩 Flanged Washers
205-UB	60	90°	0.06	205208-M	105106
205-UB-LS				without spindle	105106
215-UB	200	90°	0.34	202208-M	215105
215-UB-LS				without spindle	215105
225-UB	500	90°	0.55	225208-M	507107
225-UB-LS				without spindle	507107
235-UB	750	90°	1.47	240208-M	235106
235-UB-LS				without spindle	235106

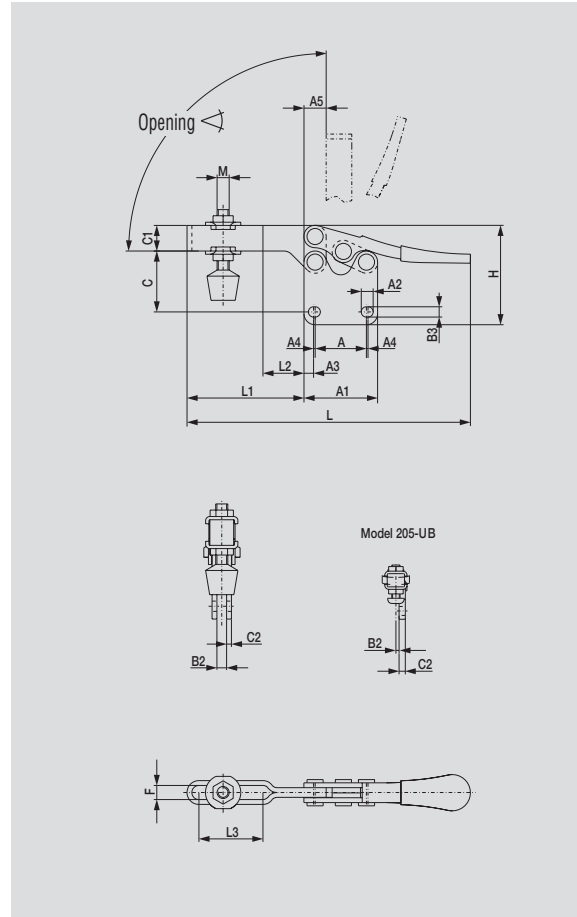
**ALSO AVAILABLE**

In Stainless Steel	Model 225-UBSS	Page 8.9
See accessories beginning on page 9.1.		

- U-shaped clamping bar
- Straight base



**Model 215-UB (Shown)**



Model no.	A	A1	A2	A3	A4	A5	B2	B3	C	C1	C2	F	H	L	L1	L2	L3	M
205-UB	0.44	0.94	0.27	0.16	0.63	0.22	0.06	0.17	0.53	0.26	0.12	0.20	0.84	2.65	0.74	0.26	0.37	M4 or #10
215-UB	1.00	1.44	0.20	0.19	1.06	0.43	0.20	0.20	1.28	0.49	0.10	0.28	1.78	5.50	2.25	0.81	1.25	M6 or 1/4
225-UB	1.00	1.50	0.27	0.25	–	0.49	–	0.27	1.83	0.49	0.24	0.31	2.38	6.70	2.72	1.08	1.39	M8 or 5/16
235-UB	1.63	2.25	0.33	0.37	–	0.69	0.31	0.33	2.16	0.75	0.16	0.43	2.91	10.87	4.16	1.61	2.28	M10 or 3/8

# Horizontal clamps with DE-STA-CO® Toggle Lock Plus

- Clamping arm U-shaped
- Flanged base

### Application areas

The additional latch holds the clamp in the closed position.

This clamp is preferred for more difficult clamping conditions, e.g., vibrating conditions, transporting of sensitive parts, and where the clamp bar is set at an angle to the base.

### Product features

- Additional locking lever device for secure clamping
- Rivets made of stainless steel
- Zinc plated
- Oil-resistant, vinyl dipped handle grip

### Accessories

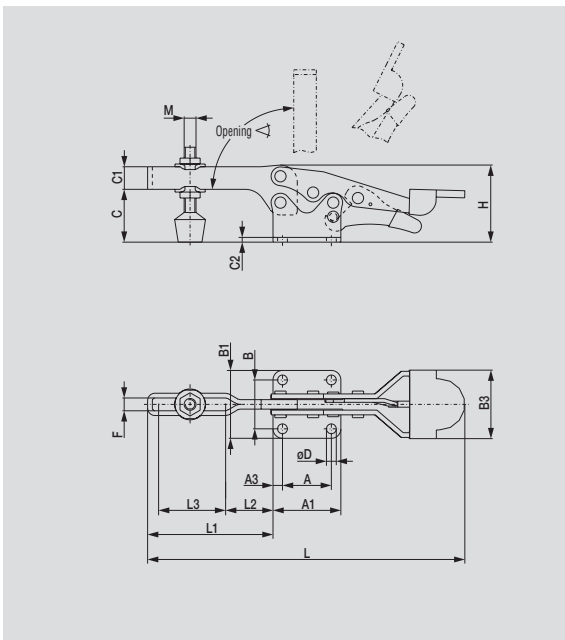
Horizontal clamps with a U-shaped clamping bar can be ordered in two varieties:

- Standard model number: The standard adjustment spindle is included.
- Model number containing “-LS”: The model is delivered with two flanged washers without an adjustment spindle.

### Safety instructions

To guarantee secure positive locking, the clamp must be adjusted to go into the over-center position.

## Models 225-UR, 235-UR



Model no.	Holding Capacity ▲ [lbs.]	Bar Opening ▲ +10° [lbs.]	Standard equipment	Flanged Washers
225-UR	500	90°	225208-M	507107
225-UR-LS			without spindle	507107
235-UR	750	90°	240208-M	235106
235-UR-LS			without spindle	235106

See additional adjustment spindles beginning on page 9.1

- U-shaped clamping bar
- Flanged base
- DE-STA-CO® Toggle Lock Plus



Model no.	A	A1	A3	B	B1	B3	C	C1	C2	øD	F	H	L	L1	L2	L3	M
225-UR	1.00	1.50	0.25	0.88	1.38	0.30	1.32	0.49	0.12	0.27	0.31	1.92	7.14	2.69	1.08	1.35	M8 or 5/16
235-UR	1.63	2.25	0.37	1.63	2.25	0.34	1.75	0.75	0.16	0.33	0.43	2.55	10.87	4.16	1.61	2.28	M10 or 3/8

## Standard horizontal clamps

- U-shaped and solid clamping bars
- Flanged or straight base

### Application areas

Ideal for applications in which clamping work is performed with holding capacities of up to 1,000 lbs.

Applications include assembling, drilling, testing, gluing and other processing operations. These clamps are suitable for use in welding fixtures and in gauge manufacturing as well as in the woodworking industry.

### Product features

- U-shaped clamping bar
- Greater hand clearance between the clamping bar and handle

- Rivets made of stainless steel
- Zinc plated
- Oil-resistant, ergonomically shaped DE-STA-CO handle grip

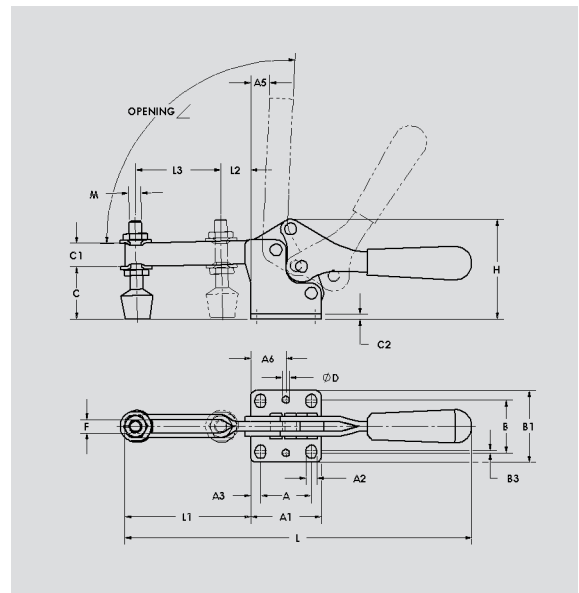
### Accessories

Horizontal clamps with a U-shaped clamping bar can be ordered in two varieties:

- Standard model number: The standard adjustment spindle is included.
- Model number containing “-LS”: The model is delivered with two flanged washers without an adjustment spindle.
- Adjusting screw for the base bar guide is not included.

## Models 213-U, 217-U, 227-U, 237-U, 245-U

Model no.	Holding Capacity ↑ [lbs.]	Bar Opening ∠ +10°	⚖️ [lbs.]	🔩 Standard equipment	🔩 Flanged Washers
213-U	150	90°	0.17	213208-M	102111
213-U-LS				without spindle	102111
217-U	200	92°	0.40	202208-M	215105
217-U-LS				without spindle	215105
227-U	500	92°	0.68	225208-M	507107
227-U-LS				without spindle	507107
237-U	750	92°	1.60	240208-M	235106
237-U-LS				without spindle	235106
245-U	1,000	105°	2.90	247208-M	247109
245-U-LS				without spindle	247109



### ALSO AVAILABLE

In Stainless Steel	Model 213-USS	Page 8.8
	Model 217-USS	Page 8.8
	Model 227-USS	Page 8.8
	Model 237-USS	Page 8.8

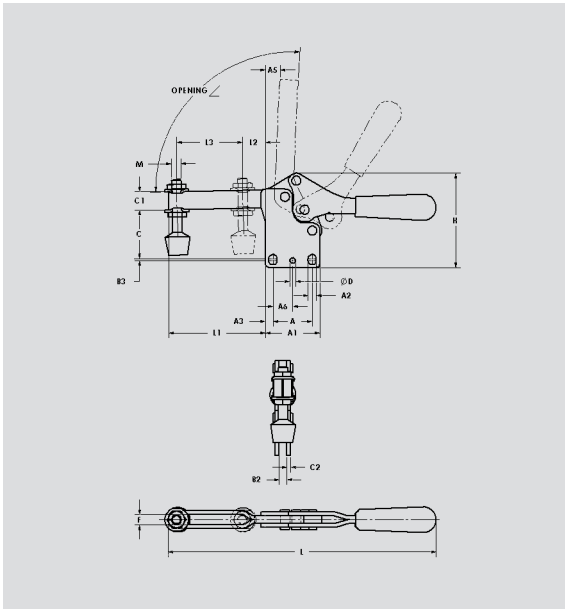
See accessories beginning on page 9.1.

- U-shaped clamping bar
- Flanged base



Model no.	A	A1	A2	A3	A5	A6	B	B1	B3	C	C1	C2	ØD1	F	H	L	L1	L2	L3	M
213-U	0.53	1.00	0.17	0.23	0.22	–	0.75	1.06	0.06	0.65	0.37	0.08	–	0.21	1.40	4.06	1.40	0.38	0.85	#10
217-U	1.03	1.46	0.22	0.21	0.30	0.73	1.12	1.55	0.12	0.92	0.49	0.10	0.19	0.25	1.95	7.00	2.31	0.56	1.54	1/4
227-U	1.02	1.57	0.26	0.28	0.14	0.79	1.24	1.74	0.10	1.25	0.56	0.12	0.19	0.33	2.40	7.50	2.65	0.83	1.54	5/16
237-U	1.61	2.24	0.35	0.31	0.60	1.12	1.69	2.28	0.08	1.67	0.75	0.16	0.23	0.42	3.18	11.02	4.00	0.97	2.76	3/8
245-U	1.63	2.63	0.34	0.50	1.43	–	1.62	2.62	–	2.19	1.00	0.19	–	0.53	4.25	12.25	4.88	1.37	3.20	1/4

# Models 213-UB, 217-UB, 227-UB, 237-UB



Model no.	Holding Capacity ▲ [lbs.]	Bar Opening ◁ +10°	⚖️ [lbs.]	🔩 Standard equipment	🔩 Flanged Washers
213-UB ▲	150	90°	0.17	213208-M	102111
213-UB-LS				without spindle	102111
217-UB ▲	200	92°	0.40	202208-M	215105
217-UB-LS				without spindle	215105
227-UB ▲	500	92°	0.68	225208-M	507107
227-UB-LS				without spindle	507107
237-UB ▲	750	92°	1.60	240208-M	235106
237-UB-LS				without spindle	235106

See additional adjustment spindles beginning on page 9.1

- U-shaped clamping bar
- Straight base



Model no.	A	A1	A2	A3	A5	A6	B2	B3	C	C1	C2	øD1	F	H	L	L1	L2	L3	M
213-UB ▲	0.53	1.00	0.17	0.23	0.22	—	0.16	0.06	0.77	0.37	0.08	—	0.21	1.73	4.06	1.43	0.38	0.85	#10
217-UB ▲	1.03	1.46	0.22	0.21	0.30	0.73	0.20	0.12	1.11	0.49	0.10	0.19	0.25	2.47	7.00	2.31	0.56	1.54	1/4
227-UB ▲	1.02	1.57	0.26	0.28	0.14	0.79	0.24	0.10	1.45	0.56	0.12	0.19	0.33	2.96	7.50	2.65	0.83	1.54	5/16
237-UB ▲	1.61	2.24	0.35	0.31	0.60	1.12	0.31	0.08	2.00	0.75	0.16	0.23	0.42	3.89	11.02	4.00	0.97	2.76	3/8

▲ Available upon request



## Compact clamps

- Clamping arm U-shaped
- Flanged base

### Application areas

This clamp range is distinguished by its very compact design. It is especially suitable for use in very confined space.

Application examples include all areas in which clamping work is performed with holding capacities of up to 750 lbs., including gluing, soldering, clamping of materials, assembling, drilling, testing, positioning and other processing operations.

### Product features

- Rivets made of stainless steel
- Zinc plated
- Oil-resistant, vinyl dipped handle grip

### Accessories

Horizontal clamps with a U-shaped clamping bar can be ordered in two varieties:

- Standard model number: The standard adjustment spindle is included.
- Model number containing “-LS”: The model is delivered with two flange washers without an adjustment spindle.

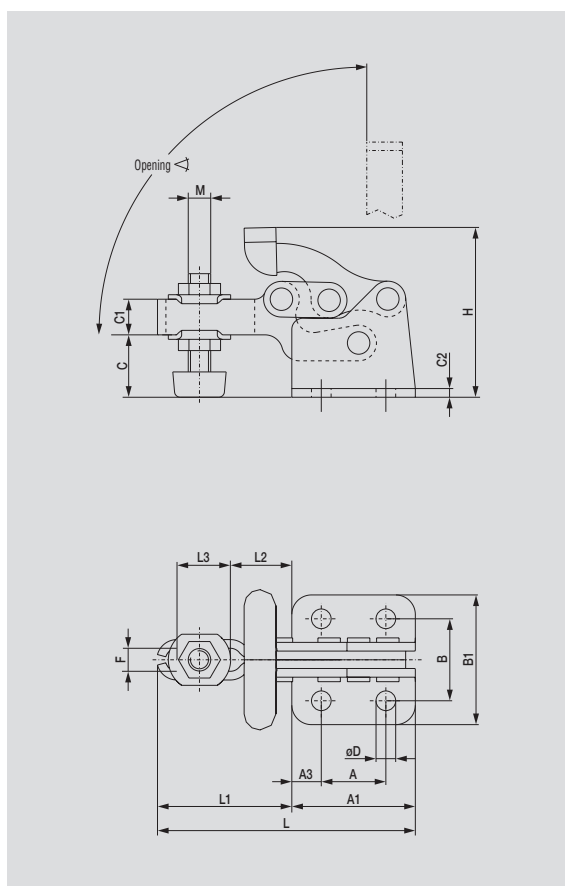

## Models 305-U, 307-U, 309-U

Model no.	Holding Capacity [lbs.]	Bar Opening +10°	[lbs.]	Standard equipment	Flanged Washers
305-U	150	92°	0.13	305208-M	102111
305-U-LS				without spindle	102111
307-U	350	92°	0.54	307208-M	507107
307-U-LS				without spindle	507107
309-U	750	92°	1.30	309208	235106
309-U-LS				without spindle	235106

### ALSO AVAILABLE

In Stainless Steel	Model 305-USS Model 307-USS Model 309-USS	Page 8.9 Page 8.9 Page 8.9
As DE-STA-CO® Toggle Lock Plus	Model 305-UR Model 307-UR Model 309-UR	Page 3.18 Page 3.18 Page 3.18
See accessories beginning on page 9.1.		

- U-shaped clamping bar
- Flanged base



Model no.	A	A1	A3	B	B1	C	C1	C2	øD	F	H	L	L1	L2	L3	M
305-U	0.53	1.02	0.25	0.63	1.00	0.48	0.31	0.08	0.18	0.21	1.43	2.21	1.19	0.51	0.50	M5 or #10
307-U	0.91	1.72	0.40	1.14	1.80	0.89	0.50	0.12	0.28	0.33	2.36	3.61	1.89	0.86	0.75	M8 or 5/16
309-U	1.38	2.52	0.58	1.50	2.47	1.31	0.75	0.12	0.33	0.41	3.53	5.19	2.68	1.28	1.06	3/8-16



## Compact clamps with DE-STA-CO® Toggle Lock Plus

- Clamping arm U-shaped
- Flanged base

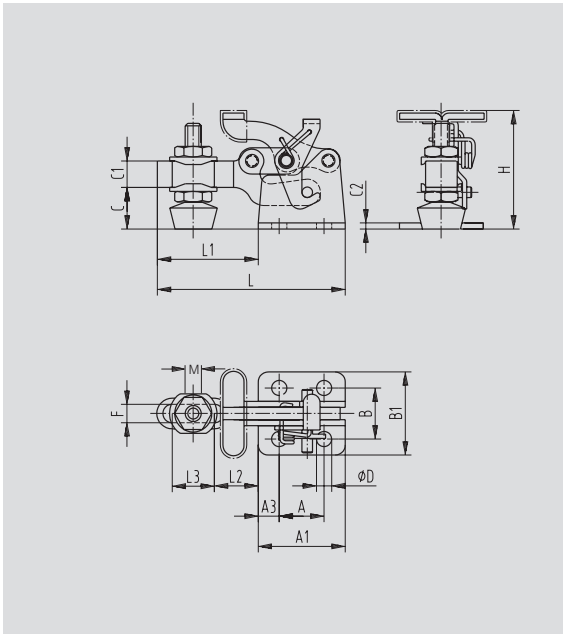
### Application areas

DE-STA-CO introduces our newest family of DE-STA-CO® Toggle Lock Plus clamps, featuring a compact locking release lever, which locks in the clamped position only. All models provided with red vinyl handle grip and flanged washers. Models 305-UR, 307-UR and 309-UR are supplied with neoprene-tipped spindle assemblies.

### Product features

- Rivets made of stainless steel
- Zinc plated
- Oil-resistant, vinyl dipped handle grip


## Models 305-UR, 307-UR, 309-UR



Model no.	Holding Capacity ▲ [lbs.]	Bar Opening ∠ +10°	⚖️ [lbs.]	🔩 Standard equipment	🔩 Flanged Washers
305-UR	150	92°	0.13	305208-M	102111
305-U-LS				without spindle	102111
307-UR	350	92°	0.54	307208-M	507107
307-U-LS				without spindle	507107
309-UR	750	92°	1.30	309208	235106
309-U-LS				without spindle	235106

See additional adjustment spindles beginning on page 9.1.

- U-shaped clamping bar
- Flanged base
- DE-STA-CO® Toggle Lock Plus



Model no.	A	A1	A3	B	B1	C	C1	C2	øD	F	H	L	L1	L2	L3	M
305-UR	0.53	1.02	0.25	0.63	1.00	0.48	0.31	0.08	0.18	0.21	1.43	2.21	1.19	0.51	0.50	M5 or #10
307-UR	0.91	1.72	0.40	1.14	1.80	0.89	0.50	0.12	0.28	0.33	2.36	3.61	1.89	0.86	0.75	M8 or 5/16
309-UR	1.38	2.52	0.58	1.50	2.47	1.31	0.75	0.12	0.33	0.41	3.53	5.19	2.68	1.28	1.06	3/8-16

# Models 515, 515-B

Model no.	Holding Capacity ▲ [lbs.]	Bar Opening ◁ +10°	⚖ [lbs.]	🔩 Standard equipment
515	800	86°	1.07	None
515-B	800	86°	1.75	None

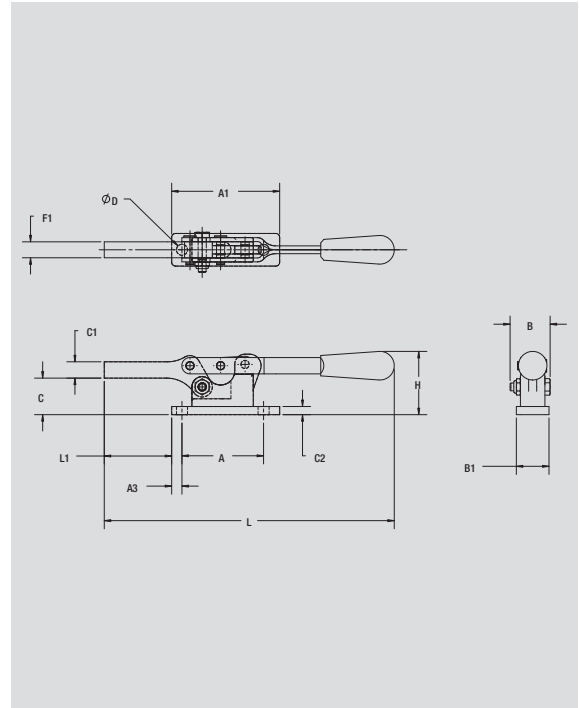
- Solid bar
- Block mounting base



Model 515



Model 515-B



Model no.	A	A1	A3	B	B1	C	C1	C2	øD	F1	H	L	L1					
515	—	1.88	—	1.23	0.75	0.87	0.50	—	—	0.49	1.69	8.88	2.69					
515-B	2.50	3.31	0.31	1.23	1.00	1.12	0.50	0.25	0.34	0.49	1.94	8.88	2.06					